



Seung Sahni International Zen Center

MUSANGSA

승산국제선원 무상사



KOREA 2023

The Whole World
Is a Single Flower

KOREA 2023

The Whole World is
a Single Flower Conference

October 8-18, 2023

"Zen Traditions in
an Ever-Changing World"



Seung Sahni International Zen Center

MUSANGSA

승산국제선원 무상사

TEL : +82 42 841 6084

office@musangsa.org

<http://bit.ly/3yFswM>



KOREA 2023
The Whole World is
a Single Flower Conference



The Whole World is a Single Flower Conference

2023 Korea

We are delighted to invite all of our Kwan Um School of Zen Sangha members from around the world to the in-person WWSF conference in Korea this fall! Much to our collective relief, the end of the pandemic is seemingly on the horizon and we can resume some of our cherished community traditions. Yet, the planning committee still faced a challenging decision about whether to hold an in-person event. Lingering concerns of COVID-19 variants, the war in Ukraine, and climate related weather disasters around the world—to name but a few reasons—gave us pause.

Upon reflection and discussion, we designed the conference to directly connect with these and other challenges facing our global communities. Our conference theme is "Zen Traditions in an Ever-Changing World." We hope topical dharma talks and discussions will help inspire positive engagement in the global community through Zen practices and traditions.

We are also pleased to celebrate Musangsa Temple's 23rd anniversary in this auspicious year of 2023, all the while enjoying Korea's refreshing fall weather and resplendent foliage. Four days of practice with the global KUSZ teachers is planned at Musangsa. Even if we can meet for only a few days, we will surely revitalize our Great Vow of "The Whole World is a Single Flower." Please mark your calendars for this important event on October 8 - October 18, 2023. We look forward to seeing many of you here!

Yours in the Dharma,

**International Council of the
Kwan Um School of Zen**

Zen Master Seong Hyang
Zen Master Wu Kwang
Zen Master Dae Bong
Zen Master Dae Kwan
Zen Master Ji Kwang

**WWSF2023 International
Planning Committee**

Zen Master Tan Wol
Jiri Hazlbauer JDPSN
Rebecca Otte JDPSN
Do Hwa Sunim
Avital Sebbag
Carol Boudreau
Natalie Cheng

**WWSF2023 Korean
Organizing Team**

Beop Hwa Sunim
Kim Moonsook
Choi Jaemin

Itinerary, WWSF 2023 Korea

| DATE | | SCHEDULE | ACCOMODATION |
|--------|---------------|--|----------------------------|
| DAY 1 | OCT.08 (Sun) | Arrival in Incheon airport (ICN) | Hotel near ICN |
| DAY 2 | OCT.09 (Mon) | Travel to Hwagyesa after breakfast. After visiting Hwagyesa, travel to Musangsa. | Musangsa & Hotel nearby |
| DAY 3 | OCT.10 (Tue) | Practice with the global KUSZ teachers. Ordering robes, Buddhist items, etc | Musangsa & Hotel nearby |
| DAY 4 | OCT.11 (Wed) | Practice with the global KUSZ teachers. A day trip to places near Musangsa. | Musangsa & Hotel nearby |
| DAY 5 | OCT.12 (Thur) | Practice with the global KUSZ teachers. Chilling out/ Sports/ Making lanterns | Musangsa & Hotel nearby |
| DAY 6 | OCT.13 (Fri) | Travel to the conference venue after breakfast - "Korean Cultural Training Institute" (KCTI) | KCTI |
| DAY 7 | OCT.14 (Sat) | WWSF Conference Korean Culture Night (performances) | KCTI |
| DAY 8 | OCT.15 (Sun) | WWSF Conference Global Sangha Night (entertainment) | KCTI |
| DAY 9 | OCT.16 (Mon) | Travel to Seoraksan mountain area, which is also near the ocean, for tour after breakfast | Hotel |
| DAY 10 | OCT.17 (Tue) | Tour around Seoraksan area | Hotel |
| DAY 11 | OCT.18 (Wed) | Travel to Seoul after breakfast | Hotel |
| DAY 12 | OCT.19 (Thur) | Departure - Fly back home - Fly to Hong Kong to join the 30-year Anniversary of Su Bong Zen Monastery - Stay behind in Korea for personal trip in the country | |

ZEN TRADITIONS IN AN EVER-CHANGING WORLD

Zen Master Seung Sahn came to America 50 years ago and lit a spark that has inspired a whole international generation of zen students. We are now faced with a world that is quite different from the one of 50 years ago. Fraught with anxieties and division, people of this age are in need of the teaching and support of our tradition.

October 14 - Saturday

Opening Ceremony

THE BONE OF ZEN MASTER SEUNG SAHN'S TEACHING.

To look at the ways in which we can help this world, we begin the conference by reaffirming our traditions and the teachings of Zen Master Seung Sahn with a panel of his early students discussing the basics of his dharma.

Rebecca Otte, JDPSN moderator

Speaker : Zen Master Seong Hyang
Zen Master Dae Bong
Zen Master Jok Um
Zen Master Hye Mun (Barry Briggs)

ADAPTING OUR TEACHING TO DIFFERENT CULTURES: MAINTAINING A STRONG PRACTICE.

In this session, an international panel of teachers will discuss how they bring our teaching and traditions to different cultures and how different cultures respond.

Ronny Herzog, DT moderator

Speaker : Zen Master Dae Kwan
Zen Master Bon Soeng
Zen Master Hyon Ja
Zen Master Ji Kwang

Tradition Korean entertainment

ZEN TRADITIONS IN AN EVER-CHANGING WORLD

The second day of the conference will be devoted to looking to the future and how we can bring Zen Master Seung Sahn's teaching to the world in a fresh, invigorated way.

October 15th - Sunday

HOW TO COMMUNICATE THE ESSENCE OF OUR TEACHING TO THE WORLD IN CREATIVE WAYS.

In this session, our panelists will discuss the work they are doing within their own sangha and bring ideas of new ways to spread the dharma.

So Ya Sunim moderator

Speaker : Bon Sun Sunim, JDPSN

Won Hak Sunim, Ukraine

Jiri Hazlbauer, JDPSN

SMALL GROUP DISCUSSION

We will wrap up our conference with small group discussions on how to present our teaching to the world - letting our together action bring a blossoming of new ideas and creative ways of expressing the dharma. We are looking forward to your participation in these important conversations!

Rebecca Otte, JDPSN moderator

Group leaders will share results of the small group discussions

Closing Ceremony

Sangha Night

Beware of NON-OFFICIAL Websites and Agencies for K-ETA

- The Government of the Republic of Korea has implemented the Korea Electronic Travel Authorization (K-ETA) from September 1st, 2021.
- Recently, some non-official K-ETA application websites were found to be illegally collecting a higher fee than the official fee and relevant damage cases have been reported. Please be careful to protect yourself from damages due to fraudulent non-official K-ETA websites and agencies.
- Kindly note that the Government of the Republic of Korea has not designated any agency for K-ETA application.
- Please make sure to apply through the K-ETA official website (www.k-eta.go.kr) or mobile app (K-ETA).
- Please be extra cautious to avoid any financial damages or frauds due to non-official application agencies.



Information for K-ETA

- Items to prepare for K-ETA application

1. Valid passport
2. Valid e-mail address
3. Face image photo

※ For PC, image file. For mobile application, photo taken by mobile device camera during application.

4. Credit or debit card that can be used to pay the fee. The fee is 10,000KRW (approximately USD \$9~10) per person.

If you have any further questions [FAQ](#) click.

- K-ETA(Korea Electronic Travel Authorization) Announcements

1. K-ETA eligible nationals, who wish to enter visa-free the Republic of Korea, must obtain K-ETA approval before boarding the flight or ship. Please keep in mind that the assessment can take more than 72 hours depending of the situation (ex, an increased number of K-ETA applications, applicants' circumstances, etc). Therefore, please apply for K-ETA with sufficient time.
2. The validity period of a K-ETA is 2 years from the date of approval. K-ETA approval does not guarantee entry to the Republic of Korea. The final determination of a traveler's entry will be made by the immigration official during entry immigration inspection.
3. K-ETA approval may be denied or cancelled in any case of submitting false or inaccurate information on the K-ETA application, and that person may be subject to penalties or entry restriction according to relevant Korean laws. The same will be applied to those who are applying on behalf of the applicant.
4. The K-ETA fee is 10,000KRW (approximately USD \$9~10, additional fee excluded) and is non-refundable even if the application is denied. ※ K-ETA Center is not responsible for any third party(agency, etc.) fees for the transaction.

5. Even if your K-ETA has not expired, you are required to apply for a new K-ETA if there are any changes to your information, such as name, sex, date of birth, nationality, passport information (passport number, passport expiration date), infectious disease or criminal record.
6. If there are any changes to your purpose of entry, address in Korea or contact information after your K-ETA approval, you are required to update such information through the K-ETA website (K-ETA application results - Edit Information) before entering Korea. Failure to do so may result in unfavorable measures such as entry denial.
7. Those with K-ETA approval can go through entry immigration more conveniently, as they will be exempted from submitting the arrival card upon entry.
8. K-ETA application by proxy is available, and one person can apply for up to a total of 30 people and make the payment at once.

- K-ETA Application Fee Guide

1. The fee is 10,000 KRW per person.
2. When paying the K-ETA fee, additional fees for online payment may apply.
3. The K-ETA application fee is non-refundable once payment is made, regardless of the result of the application.
4. If the overseas payment is blocked for your card, you may not be able to pay properly. Please contact your card company for detailed information.

- For K-ETA the address and contact information of where you will stay during your visit in Korea

- Connect Name:

Musangsa

- Contact Address

Postal Code : 32816

Hyangjeoksan-gil 129, Eomsa-myon, Gyeryong-shi, Chungcheongnam-do, 32816.

Musangsa. South Korea.

- Connect Number

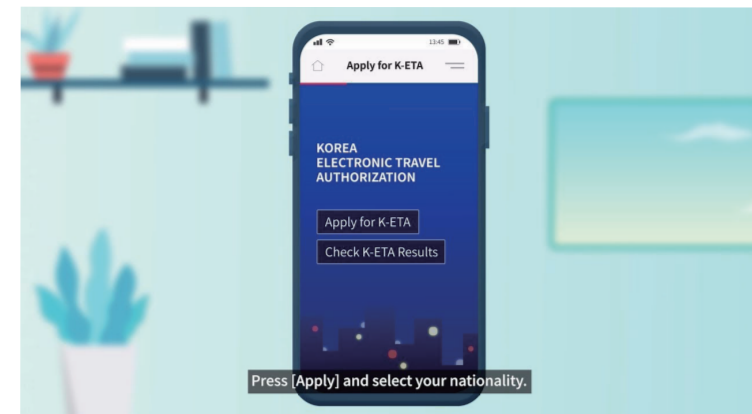
+82 42 841 6084

K-ETA Website

<https://www.k-eta.go.kr/portal/apply/index.do>

Guide at YouTube

<https://youtu.be/uniP4VL3m6w>

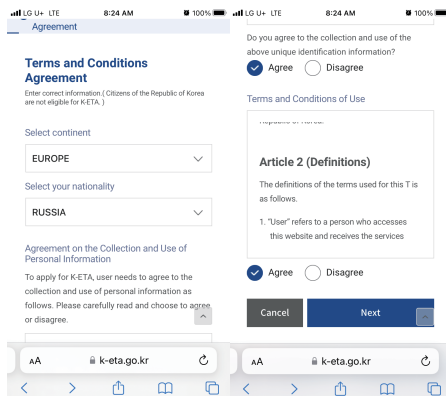




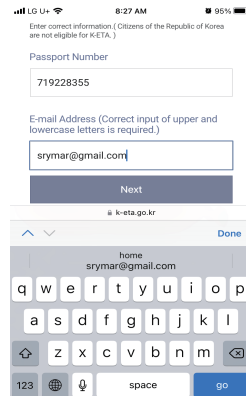
How to fill up the K-ETA form

First of all, be sure to go to the right website. There are many fake keta websites that appeared recently. And they can be higher in search if you just enter "Keta Korea" in the search engine. The ONLY correct website for applying for Keta is the one of Korean government: <https://www.k-eta.go.kr/>. In the photo you can see what its main page looks like. Any site with a similar but other address is fake. Also please note that the price for K-ETA is 10,000 Korean won (krw). If you are asked to pay more or pay in any other currency, you must be on a fake site. You can also download the K-ETA application on your phone. It's easier to work with, especially when it comes to uploading photos, as they have to be of the right size and weight. Application does the resizing job automatically.

Go to Apply for K-ETA to fill out the form. **Check K-ETA Results** can be used to check the status of your application.



First you have to choose your continent and country from the drop down menu. Then you have to agree to everything they want you to agree. If you don't agree, you can't continue. Then you can press **Next** button.



Next page you enter your **passport number** and your **email address**. Better to actually type the address in, rather than use the autofill. Sometimes the site doesn't recognize this field as completed if you use the autofill. Now you all know my email address, so you can write me if you have troubles in filling this form out 😊. Passport number isn't true ;)

Next

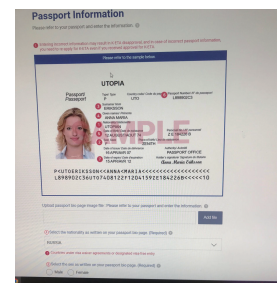
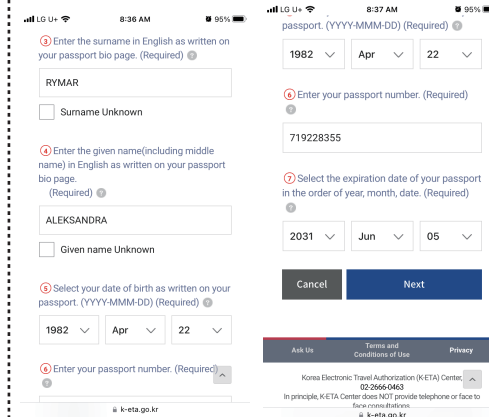


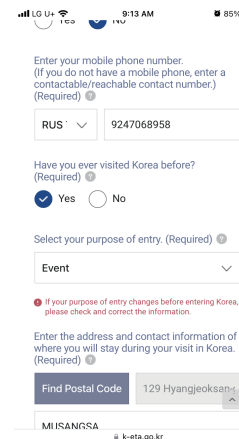
photo editor. You can find them on your phone or computer, usually they are preinstalled. Otherwise there are plenty of free online photo editors. If your photo is not the right size, the site will tell you so.

Now they want you to upload the photo of your passport. Only the page with your photo and all the personal info. Not the first two front pages as sometimes is required for the visa application. Just look at the example on the site. When you upload the photo of the front page of your passport, it should be **less than 300 kb**. You can check the size of your photo by clicking on the info icon below the photo on iPhone or on the photo itself sometimes on other devices. When you upload the photo, sometimes your phone may give you options of the size you want to upload (Actual size, Medium, Large, etc). So choose the appropriate one. Otherwise you have to resize the photo in another program, like a



You fill out all your country and other personal data as it is shown in your passport. For the date of birth and passport expiration date it is **first Year, then Month, then Day**. Your passport number is filled out automatically. Don't change it. If it's incorrect, you have to change it in the previous page first.

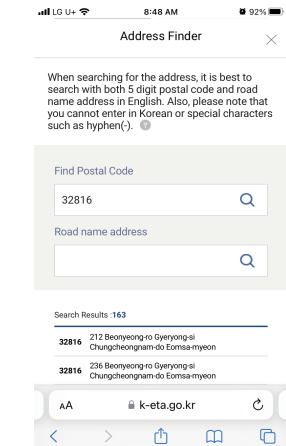
Next



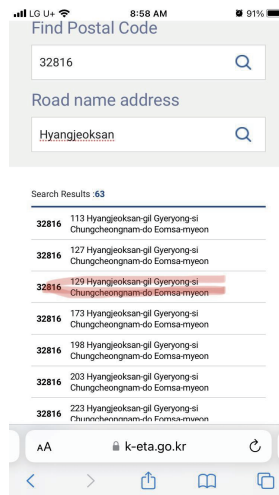
Then you have to answer if you have any other citizenship. **Enter your local phone number** - the one you are using in the country where you live. Answer if you have visited Korea before, **Purpose of Entry is Event**. Later if you are asked on immigration control (which is very unlikely), you can say what kind of event - Whole World Single Flower Conference.

Next part is the most tricky. Put in the address in Korea. **Please put in Musangsa address.**

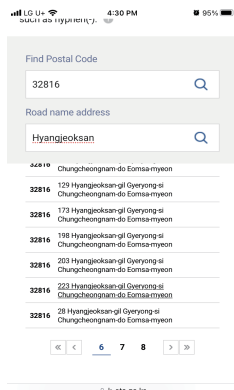
Here's how to do it:
Press the button - Find Postal Code



Two empty fields will appear.
Put in **Musangsa Postal Code: 32816**



In order to make the search easier,
Put the Road name address:
Hyangjeoksan
Press Search (the little lens button next to the
postal code)
Find our address

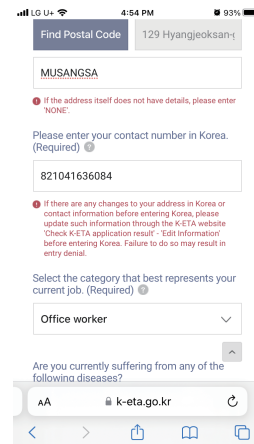


(normally, it
is on the
page 6 of the
address list):

**129 Hyangjeoksan-gil Gyeryong-si
Chungcheongnam-do Eomsa-myeon**

Be sure to find this particular address, because there's also
another one, very similar, also starts with 129, but it's
129 Hyangjeoksan **3-gil** Gyeryong-si Chungcheongnam-do
Eomsa-myeon. This one is wrong.

This should be the address you enter anywhere else, when you are asked to provide your
address in Korea. For example, if you need to fill out the immigration card upon arrival.



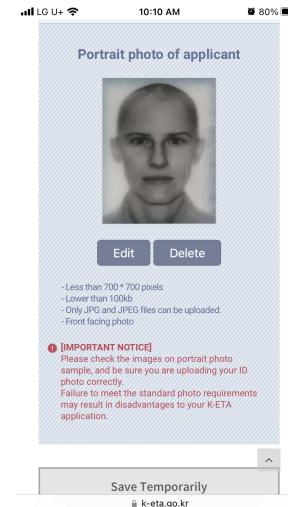
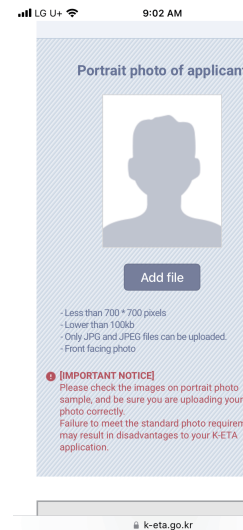
Next is the photo. On the site you will see
examples of the photos that are not correct and
the ones that are appropriate. Study it well.
Basically, it's better to use the photo from your
passport or driving license, etc.
Don't take any strange photos, or you can be
rejected.

You will have to adjust the size of your photo to
the site requirements:
**less than 700*700 pixels, lower than 100 kb,
only JPG or JPEG, facing front.**
If your photo is of the wrong size, the site will not
accept it.

You can do the adjustments with the photo editor
or while uploading the photo your phone might
ask you if you want to upload the actual size or
smaller (Iphone does).

If you can't resize your photo in the proper way,
just download the **K-ETA App** and take a selfie
from it. It will be sized automatically.

For the Address Details, put **MUSANGSA**
For your contact number in Korea you can put
Musangsa office phone number: +8210416360
You can't put + in the site, but if you call from
abroad, this is the code of Korea: +82
If you have your own phone number in Korea, you
can put your personal contact number instead of
Musangsa.
Select your occupation and confirm you don't have
any of the listed diseases, criminal records, etc. You
have them, you'll have to explain 😊

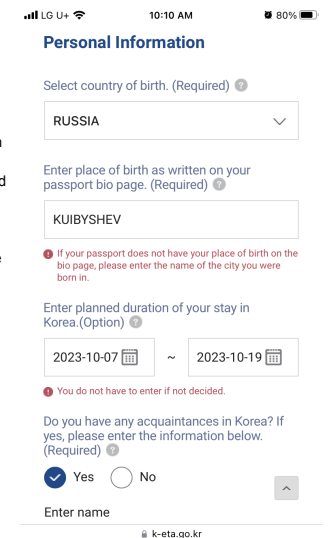


They will ask for your country and place of birth. In
some passports (like the Russian one) place of
birth, like the name of the city or the area is spelled
in the native language. So you just have to spell it
out in English.

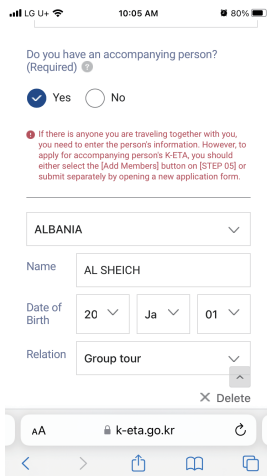
Dates of your stay in Korea depend on you. I have
put the dates of the WWSF.

After you upload the photo, your page should
look like this

Go to next page.



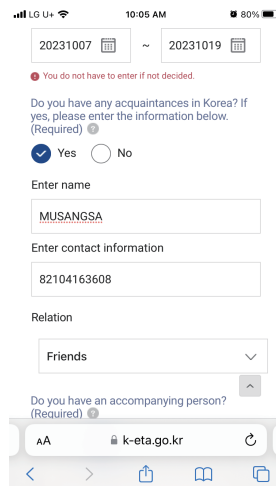
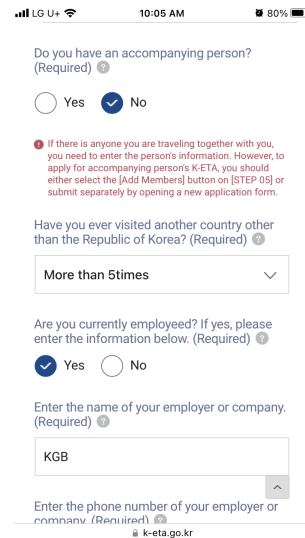
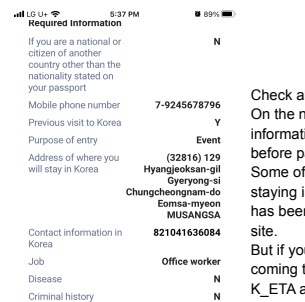
Do you have any acquaintances in Korea?
Apparently, you do 😊
Say **yes**, and provide the Musangsa contact:
Musangsa
Musangsa office phone number:
+821041636084
Relationship: Friends
If you are going to work illegally in Korea, commit crimes or overstay, please, don't put Musangsa address here.



your case.
You can add more people by clicking the button below (can't see in this photo, sorry).

Next question is if you are traveling with somebody. You can say **NO**, then you don't have to do anything else. If you are traveling with somebody, you can say **Yes**. Then you will have to provide this person's details. If you are traveling with a group of people, you will have to provide the details of all of them.

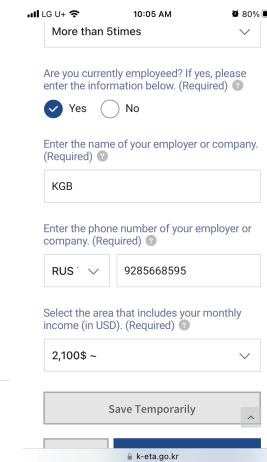
Note that these people will still have to fill out the K_ETA form themselves, too.
I have put a **Group Tour** as a **Relation**, but you can choose another option, more appropriate to

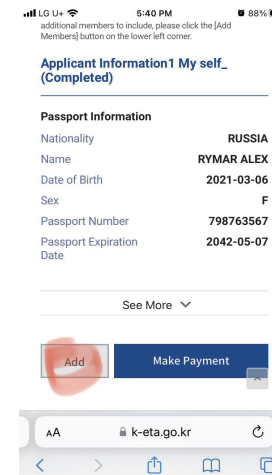
It's almost the end 😊

Enter how many times you have been abroad, not counting trips to Korea.

If you are working, enter your job, phone number of your employer and your salary.



Check all your info and press **Next**.
On the next page you can check and edit all your information once again. It's the last time you can do it before payment.
Some of the info, like the address where you are staying in Korea **can be edited** even after your K_ET has been approved. You can do it through the same site.
But if you change your name or your gender before coming to the conference, you will have to apply for t K_ETA again.



Also on this page you can **add** more people. This means you can fill out the K-ETA form for somebody else, too. And pay for them and yourself later. You can add up to 30 people.

After you have checked and corrected all your information, added more people, if necessary and filled everything once again for them, you can proceed to the payment.

Remember, payment is 10.000 KRW per person. If you are asked to pay more, you are on the wrong site.

Good luck and looking forward to seeing you in Korea!
Have a good trip!

□ [STEP 6] Make Payment

Would you like to make the payment? Information cannot be modified and application fee cannot be refunded after payment.

Cancel Confirm

K-ETA Fee

Product Amount 10,300 won

Terms

- ☒ I agree to all terms and conditions
- ☒ Use of Financial Transactions
- ☒ Collection/Use of Personal Information
- ☒ Sharing/Consenting of Personal Information

Enter your credit card information

Card Number

Expiry Date MM YY

Virtual Keypad

※ When you enter the card number, it changes from **** to ●●●●.

※ The last 4 digits need to be entered via virtual keypad

CANCEL NEXT

□ [STEP 7] Application Completed

Your application has been completed.

Application Completion

Application Number

Application Date

STEP 01: Home

STEP 02: Entry

STEP 03: Entry

STEP 04: Entry

STEP 05: Entry

STEP 06: Entry

STEP 07: Completion

How to Issue a Receipt

1. Go to KG Inicis website (www.inicis.com/payment-view)
2. Enter the payment date, card number, and the amount paid (10,300 won per application)

결제내역조회

KG이니시스를 통해 결제한 내역을 확인하실 수 있습니다.

조회하기

* 표시는 필수 기재 항목입니다.

결제수단 유형

신용카드

Select 신용카드 (Credit Card)

개인정보 수집 및 이용동의

수집-이용 목적

수집하는 개인정보의 항목

개인정보 보유 및 이용기간

결제내역 조회 및 가맹점서명 출력

신용카드 : 카드번호, 승인번호, 구매자명

결제일시 후 즉시 보기

조회하기

* 표시는 필수 기재 항목입니다.

결제수단 유형

신용카드

결제일자*

20230210

Select the payment date

조회방식*

☒ 카드번호 조회

☐ 승인번호 조회

Enter the card number

카드번호*

금액*

Enter the application fee (10300 per application)

개인정보 수집 및 이용동의

수집-이용 목적

수집하는 개인정보의 항목

개인정보 보유 및 이용기간

결제내역 조회 및 가맹점서명 출력

신용카드 : 카드번호, 승인번호, 구매자명

결제일시 후 즉시 보기

개인정보 수집 및 이용 내용에 동의합니다. *

조회하기

3. Check details

결제내역조회

KG이니시스를 통해 결제한 내역을 확인하실 수 있습니다.

신용카드 사용결과 결과 표시

| No. | 상호 | 승인일자 (카드일지) | 구매자 | 신용카드금액 | 카드계정 | 승인번호 | 영수증 보기 |
|-----|-------|----------------|-----|--------|------|------|-----------|
| 1 | K-ETA | 20221231 | | 10,300 | | | 영수증 보기 |

결제내역 조회결과 영수증 영수증 버튼을 통해 금액확인 가능합니다.
(문의 가능시간: 평일 오전 09:00 ~ 12:00, 13:00 ~ 17:45)

결제내역조회

* 표시는 필수 기재 항목입니다.

결제수단 유형

신용카드

결제일자*

20230210

Select the payment date

조회방식*

☒ 카드번호 조회

☐ 승인번호 조회

Enter the card number

카드번호*

금액*

Enter the application fee (10300 per application)

개인정보 수집 및 이용동의

수집-이용 목적

수집하는 개인정보의 항목

개인정보 보유 및 이용기간

결제내역 조회 및 가맹점서명 출력

신용카드 : 카드번호, 승인번호, 구매자명

결제일시 후 즉시 보기

개인정보 수집 및 이용 내용에 동의합니다. *

Select 구매자명 + 금액 (purchaser name + amount)

Enter the applicant's name as it is shown in the K-ETA approval (Do not enter the cardholder's name)

Enter the application fee (10300원)

WWSF 2023 Participants

Happy October! Here is some additional information that we hope people will find helpful in preparing for their trip.

Delayed and Cancelled Flights

There will be volunteers waiting at the airport to greet participants as they arrive. Because we have the flight information of each person, we can adjust for delays. However, should someone miss their connecting flight or have their flight cancelled, please contact your Regional Coordinator or us directly at: office@musang-sa.org. This way, we can adjust to the changed schedule.

Please note that those arriving in Korea before Oct. 8th should arrange to register for the Conference at the [Golden Tulip Incheon Airport Hotel](#) between the hours of 9am – 6pm.

Laundry

Most people will be traveling for almost two weeks on the Dharma Tour. Laundry facilities available at the Musangsa from 9-12th. Oct. 16-17th, the group will sleep at the Delpino Resort, which has coin laundry facilities. From the 18th onward, the group will stay at the PRESIDENT Hotel in Seoul, which has a paid laundry service.

The good news is that for most places on the tour, the group will sleep in the same room. This means it is possible to do some small laundry by hand and hang it up to dry overnight and during following day. To do this, it will be necessary to bring some portable laundry soap and, for those interested, a portable laundry line. Another drying option is to use the Korean ondol floor. Koreans usually use floor heating and laundry spread out on the heated floor dries very quickly. This is what the locals do for most of the year.

Earplugs and Noseguards

Unless you have upgraded and arranged to have a private room, participants will share a room with one or more people during the tour. Please note that in some places there will be 4 or more people to a large room. We would like to suggest that light sleepers bring earplugs. Also, if you know yourself to be someone who sometimes snores, we ask that you bring noseguards with you on the tour as a courtesy to your roommates.

Wifi at KCC

There have been some questions about the wifi access at KCC. There is limited wifi access in the rooms at KCC, but open access in most public areas. Should you need unlimited internet access in your room, bring a landline cable. Each room has a landline internet connection.

Currency

Exchanger rate as of today 08.01.2023:

USD 1.00 - KRW 1,269
EUR 1.00 - KRW 1,426
<http://www.xe.com/>

WWSF 2023 Participants

General Information

Thank you for joining the Whole World is a Single Flower 2023 in Korea!

The WWSF 2023 Committee and volunteers in Korea are very excited that the Conference and tour date is coming close and we are looking forward to welcoming you in October. Here is some basic information that will initially help prepare for your trip.

October 8th: Arrival Day

WWSF volunteers will be waiting at the airport to greet you upon arrival between 7:00am to 10pm. Please look for the WWSF logo or Sunims. Group transportation to the hotel is pre-arranged according to arrival times, so please follow the volunteers who will chaperone the groups or individuals. Should you arrive at a date or time other than that provided to the WWSF communications director or your Regional Coordinator, please note that it is possible volunteers may not be available to chaperone you. WWSF volunteer-assisted airport-to-hotel transport is as follows:

For individuals* - FREE SHUTTLE BUS is available everyday 1 Hour intervals

Golden Tulip Incheon Airport Hotel (35 mins. ride).

Hotel ↔ Airport: Main entrance of hotel

Airport ↔ Hotel: Terminal 1(1Floor Gate 14C)

Terminal 2(1 Floor Gate 5)

*(Individual Taxi, private car service fees to the hotel on Oct 8th is NOT included in the WWSF group package tour fee)



[Golden Tulip Incheon Airport Hotel](http://www.goldentulipj.com/)

<http://www.goldentulipj.com/>

Upon arrival at the Golden Tulip Incheon Airport Hotel, you will be met by WWSF volunteers who will assist with check-in, register you for the tour, provide orientation packets with details and answer any questions

October 19th: Departure Day

Scheduled large group departure transportation will be arranged from Seoul PRESIDENT Hotel to Incheon airport at designated times according to the majority of participants' departure schedules. For those who wish to go to the airport at times other than the designated schedule of group buses, transport option details will be provided for you at the PRESIDENT Hotel.

[PRESIDENT Hotel](http://www.hotelpresident.co.kr/chn/main/)

<http://www.hotelpresident.co.kr/chn/main/>

Early Arrivals/Late Departures

Participants who arrive in Korea before October 8th, or are planning on leaving Korea after October 19th, are responsible for their own hotel and transportation arrangements.

Participants arriving in Korea before October 8th:

People are welcome to find their own way to the Golden Tulip Hotel on October 8th:

[Golden Tulip Incheon Airport Hotel](http://www.goldentulipyj.com/)

<http://www.goldentulipyj.com/>

There, you can meet up with the rest of the WWSF group.

Otherwise, you can meet the WWSF volunteers at Incheon airport's international arrival hall on Oct 8th, and catch a ride to the hotel with the group transportation. Incheon International Airport is easily accessible from almost anywhere in the country:

Seoul City Area: Airport Trains depart from Seoul Station (Airport Railroad Dark Blue Line).

Airport limousine buses, local buses, taxi and car services are available.

Ask your hotel to find or book the one nearest you, or visit the Incheon airport website for details: https://www.airport.kr/ap_lp/en/tpt/pblcpt/airtrain/airtrainf.do

Participants departing Korea after October 19th:

Your WWSF orientation packet given to you upon arrival will have details on transport options to Incheon Airport from Seoul

[PRESIDENT Hotel](http://www.hotelpresident.co.kr/chn/main/)

<http://www.hotelpresident.co.kr/chn/main/>

Meals

Meals provided during the WWSF tour will be vegetarian. Most meals will be Korean fare, and please be aware that some Korean dishes can be spicy. Each hotel on the tour will provide a breakfast buffet that includes "Western-style" food (bread, eggs, etc.).

Oct 8th: Due to flight arrival times ranging from 6:30 am until 9:50 pm, participants are asked to be responsible for their own meals for that day:

- The Golden Tulip Incheon Airport Hotel has a restaurant.
- A five-minute walk from the hotel will bring you to "Lotte Mart," a multileveled grocery/shopping center, which has a food court in the basement.
- Nearby the hotel are a variety of options: a 15-20 minute walk down the street from the hotel is a restaurant and shopping area that has options for the more, or even the less adventurous. Many of the shops and restaurants in this area have their signs or menus in English, so it is tourist friendly. WWSF volunteers will be available to assist participants in finding these areas.

General Amenities

Most hotels provide general toiletries including toothpaste, soap, shampoo and towels.

As an environmental campaign, some hotels do not provide disposable items such as toothpaste, toothbrush, soap and shampoo etc.

Emergency & Medical

Please provide us with any personal medical conditions that we should know about. For emergency in Korea:

National Emergency Numbers

| Emergency | Contact |
|---|------------|
| Fire, Emergency and Ambulance | Tel : 119 |
| Police | Tel : 112 |
| Medical Emergency : Medical information centre specifically aimed at foreigners in Seoul | Tel : 1339 |

National Emergency Numbers

| Emergency | Contact |
|---------------------------------|-------------------|
| National Intelligence Service | Tel : 111 |
| Tourism and Translation Service | Tel : 1330 |
| Coast Guard | Tel : 122 |
| International Emergency Rescue | Tel : 02 790 7561 |

Medical Emergencies

In a medical emergency, Tel: 119. The caller's location is automatically detected. Emergency responses are rapid; ambulances are quickly dispatched to take people to a hospital. When a foreigner makes a 119 call they are directed to a translator from the Korea National Tourist Organization via a three-way call; this allows a foreigner to clearly communicate their situation and needs. Available languages include English, Japanese and Chinese. Ambulance services are provided free of charge.

There is an emergency medical information center which is available 24 hours a day by dialing 1339. English-speaking doctors are available to provide medical information in an emergency, as well as advice on finding an open pharmacy (yakguk), some of which are open 24 hours a day, or hospital. To reach this service from a mobile telephone or from outside Seoul, **Tel: 02 1339**.

Dress Code

► **For the general tour:**

Comfortable regular clothes for travel and meditation pants and working jackets are also acceptable for visiting temples. As most temples are located in mountain areas, bring comfortable outdoor walking or light hiking shoes, and if needed a walking stick.

At the Delpino Resort on the East Sea, there are hot bath facilities. Should you want to take advantage of these facilities, you will need a bathing suit.

<https://www.sonohotelsresorts.com/main.index.dp/dmparse.dm>

► **For the two-day WWSF Conference at the Korean Culture Center**

For the Conference, we encourage you to bring a set of nice clothes and shoes, or a nice bowing robe. The Conference, being a significant event for Korean Buddhists as well, will be a chance for us to represent Zen Master Seung Sahn and the Kwan Um School of Zen to the Korean Buddhist community and general public.

Sunims are requested to wear a Jangsams and kasa during the opening/closing ceremonies. ***For visiting temples, please bring durumagi.***

► **Practice at Musangsa**

During practice at Musangsa, Jangsams, bowing robes, five precepts Kasas and ceremonial Kasas can be worn.

General Etiquette

► *In Temples:*

During the tour we will visit several traditional temples, and as various Zen centers and temples differ in some aspects, below are basic Korean temple etiquette to keep in mind:

- Dress in appropriate clothing, including socks, sleeved top and bottoms below the knees.
- When entering the temple grounds or Buddha halls, be aware not to talk or laugh too loudly.
- No nose-blowing in Buddha or meditation halls.
- Whenever you see a Sunim, bow in hapjang.
- No smoking or drinking alcohol within temple grounds.
- Do not sit with feet facing the altar, a teacher or a Sunim.

► *On Tour in Korea*

- Please be considerate; gather on time during the trip to avoid delays for the group.
- In Korean culture, nose-blowing in public places like restaurants is considered impolite.
- Use both hands whenever giving or taking things from others.
- When hailing a taxi, stick out your hand with palm down.
- Alcohol and smoking are not allowed on the tour buses.

► *Wifi and Phone*

- 3/4/5-G mobile with roaming is available in Korea. All hotels on the WWSF tour provide free Wi-Fi, except for Korean Cultural Center where Wi-Fi is limited. Generally, Wi-Fi is available in most public places.
- Mobile phone rental is available at the airport. Online reservations are available through each provider's website, but reservations are not required. http://english.visitkorea.or.kr/enu/RE/RE_EN_1_2_4_1.jsp
- Buying a SIM card to use for your current mobile phone is easy and can be done in several places at the Incheon airport: SIM Card Dealers at ICN : Arrivals & Departures Areas
- SIM Cards can be purchased before arrival through websites like this one : <https://www.krsim.net/product/Korea-SIM-Gold-4G-LTE-Unlimited-Data-Only-USIM/44/>
- International calls can be done over the internet, either through an app like Skype, or via computer.

► *Currency*

- Exchange rate as of today 08.01.2023 :
USD 1.00 – KRW 1,269
EUR 1.00 – KRW 1,426
<http://www.xe.com/>
- Once you exit customs at Incheon airport, currency exchange counters are open from 6:00 – 21:00. The airport, all hotels on the WWSF tour, and most convenience stores and rest stops have ATM/Cash machines for cash withdrawal in KRW.

Overseas Banks Offering Cash Service in Korea / Credit Card

▶ *International Credit Card*

large banks; these ATMs will usually have an English language option.

You can use your Visa or Mastercard and travel money card almost everywhere in South Korea. While you can use debit cards to make purchases, not all ATMs accept foreign cards. Always look for the word Global on ATMs before you use it.

Mobile payments are wildly popular with youth in South Korea. So, load your credit cards onto your smartphones and leave your credit cards back at the hotel when you go out in big cities. That said, always carry a bit of cash on you for tips or smaller restaurants and street food.

▶ *Currency*

The monetary unit of Korea is Won (KRW). Korean currency consists of 10, 50, 100 and 500 won coins, and 1,000, 5,000, 10,000 and 50,000 won notes. KRW 1,200 is close to USD 1. Most bank offices you find on the street offer currency exchange.

▶ *Tax & Tip*

A Value-Added Tax (VAT) is levied on most goods and services at a standard rate of 10% and is usually included in the retail price.

Tipping in South Korea isn't customary, and is therefore not expected or an obligation. In fact, it is not uncommon for staff to politely refuse a tip if the establishment doesn't accept gratuity. You won't offend someone by not tipping, but there are times when a small token of appreciation is welcome, such as in Western-influenced businesses or when hotel services are exemplary.

HSBC Premier also allows for cash withdrawal.


T-money system is the convenient cash top-up system that can be used in Korea to pay for public transportation, taxis and for cash use, and is accepted in most convenient stores around the country: <http://eng.t-money.co.kr/>

It is recommended that some petty cash be kept on hand at all times. Credit/debit cards are not accepted in some remote small local shops.

Voltage/Sockets/Plug

The standard voltage in Korea is 220 volts. The outlet has two round holes and is the same type used in France, Germany, Austria and many EU countries.

A multi-voltage travel adapter can be bought at Incheon airport, if not purchased in your home country.



Time Difference

- Please note that there is no daylight savings in Korea.
- Shaded boxes designate times that fall on the previous calendar day.

| City | Time | | | | | | |
|---|-------|-------|-------|-------|-------|-------|-------|
| Seoul, Tokyo (Korea Time) | 4:00 | 7:00 | 10:00 | 13:00 | 16:00 | 19:00 | 22:00 |
| Taipei, Manila, Hong Kong, Kuala Lumpur, Singapore | 3:00 | 6:00 | 9:00 | 12:00 | 15:00 | 18:00 | 21:00 |
| Hamburg, Berlin, Prague, Slovakia, | 20:00 | 23:00 | 2:00 | 5:00 | 8:00 | 11:00 | 14:00 |
| London, Madrid | 19:00 | 22:00 | 1:00 | 4:00 | 7:00 | 10:00 | 13:00 |
| Rio de Janeiro, Sao Paulo | 16:00 | 19:00 | 22:00 | 1:00 | 4:00 | 7:00 | 11:00 |
| New York, Montreal, Bogota, Toronto, Prague, Slovakia | 14:00 | 17:00 | 20:00 | 23:00 | 2:00 | 5:00 | 8:00 |
| Chicago, Houston | 13:00 | 16:00 | 19:00 | 22:00 | 1:00 | 4:00 | 7:00 |
| Vancouver, Seattle, San Francisco, Los Angeles | 11:00 | 14:00 | 17:00 | 20:00 | 23:00 | 2:00 | 5:00 |
| Sydney, Melbourne | 5:00 | 8:00 | 11:00 | 14:00 | 17:00 | 20:00 | 23:00 |

Contact Information

WWSF Committee

Communications Director: You can communicate through WhatsApp..

- So Ya Sunim : srymar@gmail.com / T : +82 10 5896 3982
- Beop Hwa Sunim : office@musangsa.org / T : +82 10 2227 7271
- Chanan Wolfson : chananw94@gmail.com / T : +972 50 730 2310
- Marcel Sieradzan : marcel.net123@vp.pl / T : +48 517 854 342
- Kim Moon Sook : junghae0527@gmail.com

Hwagyesa International Zen Center

Hwagyesa

Kangbuk-ku HwaGyesa-gil 117 Seoul, South Korea / Tel: +82 (0)2 902 2663

<http://www.hwagyesa.org>

Seung Sahn International Zen Center Musangsa

Hyangjoksan-gil 129, Eomsa-myon Gyeryong-shi, Chungnam Province, 32816 / Tel: +82 (0)42 841 6084 / Fax: +82 (0)42 841 1202 office@musangsa.org

Information Link for Optional Activities & Sightseeing

Free days during the tour are Oct 16 and 17 to 19 with the following activities provided for optional group participation:
For sightseeing, cultural programs and travel in Korea or Seoul:

<http://english.visitkorea.or.kr/enu/index.kto>

<http://www.lonelyplanet.com/south-korea>

<http://seoulistic.com/travel-to-korea/korea-tourism-50-seoul-attractions-and-how-to-get-there/>

<http://groovekorea.com/>

For Dining:

<http://www.seouleats.com/>

2023 WWSF

- More information about the hotels and the temples to visit on the tour are available on the website:

Hotels:

October 8th to 9th : <http://www.goldentulipyj.com/>

October 13th to 16th : Korean Cultural Centerh to 9th : <http://www.budcc.com>

Temples:

October 9th

Hwagyesa

This is where Zen Master Seung Sahn established his first international Zen Center in Korea and is where Zen Master Ko Bong and Zen Master Seung Sahn spent the last part of their lives. The building where Zen Master Seung Sahn lived will be visited on the tour.

October 9th to 13th

Musangsa

Musangsa is the head temple of the Kwan Um Zen School in Asia and the only Kwan Um Zen School temple in Korea. It was established by Zen Master Seung Sahn to encourage the growth and independence of the KUZS at the place of its root. It is home to the largest community of international monastics in Korea, KUSZ.

October 11th

DongHak-Sa

GapSa

ShinWon-Sa

Before Musangsa was built, many Kwan Um School of Zen practitioners practiced for three months retreat at ShinWon-Sa International Zen Center.

October 13th

Magoksa

Magoksa is where Zen Master Seung Sahn first became a monk.

Buyoungam

The famous 100-day retreat where Zen Master Seung Sahn got enlightenment took place in this hermitage.

Hwagyesa

Hwagyesa Field of Flowers Temple

2023 WWSF



Established in 1522, during the Choson Dynasty, Hwagyesa is located in Northern Seoul. It is a temple known for its connection to Zen Master Ko Bong and Zen Master Seung Sahn. It is also quite renowned for supporting people from all over the world to practice Korean Zen Buddhism.

It was after the Korean War that Zen Master Seung Sahn became abbot of the temple and brought his teacher, Zen Master Ko Bong, there to live with him. At that time, his teacher was quite ill and Zen Master Seung Sahn looked after him until he passed away in 1961. Soon after, Zen Master Seung Sahn left Hwa Gye Sa to establish a small temple in Tokyo. Then, in 1971, he went to teach in the United States. He later returned to Hwa Gye Sa, however, to establish the Seoul International Zen Center, which opened its meditation room in 1991. There, he taught Zen until his passing in 2004.

Hwagyesa has been the home of many people from around the world who have come to Korea to deepen their experience in Zen practice. Not only does the Seoul International Zen Center continue to hold regular practice and retreats, but Hwa Gye Sa is now the home of the Training Center for International Haengjas---a place where non-Korean postulants, who wish to ordain as monastics in the Korean tradition, go to train while studying Korean language.



Donghaksa



Located in the east valley of Gyeryongsan Mountain in Hakbong-ri, Banpo-myeon, Gongju, Donghaksa Temple is the first and the oldest existing academic institute for female monks. Home to about 150 monks who study and practice Buddhism, the temple is the most visited spot on all of Gyerongsan Mountain due to its history, convenient location, and visitor facilities. The elegant structure of the temple is heightened by the majestic view of Munpilbong Peak to its front. In the spring, many visitors come to the temple to see the cherry blossom tunnel, a 3 kilometer pathway from Bakjeongja three-way intersection to Donghaksa Temple. Every year since 1993 the temple has also been the venue of the Donghaksa Spring Flower Festival

Gapsa Temple

Gapsa Temple is located in Gyeryongsan National Park in Gongju, Chungcheongnam-do. Gapsa Temple is the most important temple in the Gyeryongsan National Park area. Originally, the temple was known as Gyeronggapsa Temple, which means "Rooster Dragon Foremost Temple," in English. The temple was then called Gyeryongsa-sa in the early Joseon Dynasty (1392-1910). The first "sa" in the name meant "fundamental," so the temple was called "Rooster Dragon Fundamental Temple," in English. It was at the end of the 18th century that the name of the temple changed once more to Gyeryongsan Gapsa. Now the temple is known as Gapsa Temple, which simply means "Foremost Temple," in English.



Gapsa Temple, according to Goryeo Dynasty (918-1392) records, was first established in 420 A.D. by the legendary missionary monk Ado -hwasang of the Goguryeo Kingdom (37 B.C. – 668 A.D.). According to the Samguk Yusa (Memorabilia of the Three Kingdoms), Ado -hwasang was travelling near the edge of

a mountain during the evening when he saw a beam of light covering half of the mountain, which appeared all the way up to Yeoncheon-bong Peak. When he climbed to the top of the mountain, and past the Yongmun Pokpo (Dragon Gate Waterfall), Ado-hwasang discovered that the light was emanating from an enormous natural rock pagoda called "Cheonjin-botap," in Korean, or "Heavenly Truth Treasure Pagoda," in English. According to the same legend from the Samguk Yusa, the pagoda had been built six hundred years prior to its discovery by Ado-hwasang by Jiguk Cheonwang (The Eastern King of the Four Heavenly Kings, the Sacheonwang). The pagoda had been constructed to house the Buddha's sari (crystallized remains). Jiguk Cheonwang had constructed the natural rock pagoda under the order of Indian Emperor Ashoka. The mountain had been chosen as an auspicious site in the northeastern corner of the human world.

ShinWon-Sa

Sinwonsa Temple is located in Gongju, Chungcheongnam - do. More specifically, Sinwonsa Temple is one of three major temples located in Gyeryongsan National Park alongside Donghaksa Temple and Gapsa Temple. Sinwonsa Temple is situated in the western part of the park. Sinwonsa Temple was first established in 651 A.D. by the monk Bodeok - hwasang, who was also the founder of Yeolban - jong (The Nirvana Sect).



Eventually, the temple was left in disrepair and eventually rebuilt by Doseon - guksa (826-898 A.D.) at the end of Unified Silla (668-935 A.D.). The temple was later rebuilt in 1298; and then again in 1393 by the monk Muhak - daesa (1327 - 1405).

After this rebuild, the temple was destroyed in 1592 during the Imjin War (1592 - 1598). The temple was later rebuilt and moved slightly to the northwest from its former location. Eventually, the temple would be renovated in 1876 led by the monk Gaeyeon-hwasang. And in 1885, the temple was repaired and renovated, once more, this time by Sim Sanghun, who was a government official. He did this to help quell any troubles the country was going through. Interestingly, it was also at this time that Sim Sanghun changed the Chinese characters of the temple name. Originally, Sinwonsa Temple meant "Spirit Garden Temple" in English. It was changed at this time to mean "New Era Temple" in English, instead. Before Musangsa was built, many KwaneUm School of Zen practitioners practiced for three months retreat at Shinwonsa International Zen Center.

Magoksa

Magoksa Hemp Valley Temple

2023 WWSF

Magoksa has two founding stories that date the temple back to either the 7th or the 8th century. During the late 19th and 21st centuries, both Zen Masters Kyongho and Mangong taught here at various times. It was also here that Zen Master Seung Sahn was ordained in October of 1948. After ordination, Zen Master Seung Sahn went immediately to the nearby Buyoung Hermitage to begin his intensive 100 day solo retreat, where he had his first enlightenment experience. When he returned down from the mountain to Magoksa, Zen Master Seung Sahn met his teacher, Zen Master Ko Bong—a disciple and successor to Zen Master Mangong. Zen Master Kobong had a reputation for being both brilliant and unorthodox. Even more than his teacher, Zen Master Mangong focused his energy on teaching nuns and lay practitioners. A year after their meeting, in January of 1950, Zen Master Seung Sahn received formal transmission from Zen Master Kobong.



When Zen Master Seung Sahn was a young monk, his job was housemaster at Magoksa. He was responsible for overseeing the kitchen supplies and the general living affairs of the temple. Once, in preparation for a big ceremony, the monks spent days making tofu, which is stored in large tubs under water to keep from spoiling. In the days before the ceremony, one monk noticed that every morning two blocks of tofu were missing. This was strange because the storage room was locked and there was no evidence of forced entry. Zen Master Seung Sahn decided to hide one night in the storage room and see for himself what was happening. Around midnight, something like a shadow came from the corner and moved to the tub. It was a cat. The cat climbed up to the rim of the tub and sat staring straight into the water with great intensity. After some time, a block of tofu floated up towards the surface. The cat swiped it out of the water and carried it out of the room to eat. After two hours, the cat came in again and stared into the water for a long time until a single block of tofu floated up to the surface, which it promptly ate. Zen Master Seung Sahn would often use this story of the cat to show how a consciousness that focuses strongly on just one point can do anything. He said that this was Great Courage.



Buyoungam

Buyeongam Lotus Flower Hermitage

2023 WWSF



Descriptions of the WWSF Facilities at Musangsa and The Conference Center

1. Musangsa

The Musangsa facility is built in the traditional Korean style. There are five separate Spirit Halls and the Office. Shoes must be removed when entering any of the buildings. Socks must be worn in all buildings. If you must wear some kind of footwear inside the buildings because of health issues, please let us know in advance. Currently, there aren't any chairs at the entrance of the buildings, where shoes are taken off. There are not many chairs in Musangsa. We plan to arrange more chairs for the WWSF. Please let us know if you need to sit on a chair for meals or meditation.

◆ Sleeping areas

Everyone sleeps on mattresses on the floor. There are no Western-style sleeping beds in Musangsa. If you require to sleep in a bed, let us know in advance. If so then you might stay in a hotel nearby.

◆ Yosache (Dormitory)

There are sleeping areas on the second and third floors. The second floor is for women, the third floor for men. There are quite a few steps with handrails between floors. The kitchen and dining hall are on the 1st floor.

◆ Office 1st floor

The sleeping area in the office building is on the ground floor. However, walking from the office to the other buildings involves a little walk uphill. Like all places in the temple, sleeping in the office is on a mattress on the floor.

◆ Hotel

Near Musangsa there are various hotels where people can stay for greater comfort. The hotels are 10-40 minutes away from Musangsa. A pick-up service will be available.

◆ Practicing Area

- Buddha Hall: There is a steep hill with a paved road going up to the Buddha Hall. If you need, we can take you up and down by car.
- Meditation Hall: The Meditation Hall is a two-story building with stairs which has a handrail. The Meditation Room is on the 2nd floor. The first floor has private rooms for senior Sunims and visiting teachers.

◆ Suggestions

It is best to wear slip-on outdoor shoes in Korean temples as you will have to remove your shoes on entering most buildings. The walk up and down to the Buddha Hall is longer and more difficult but as mentioned earlier, those who have difficulty walking uphill can go up by car. Since there are no western style high beds and some places have steps or elevated areas to get to, we suggest that during the time the conference is at Musangsa, people with difficulties stay at a hotel nearby that might fit their needs better and be more comfortable for them.

2. Conference Center

There are some rooms with mattresses on slightly raised beds, but it is not a full western style bed.

Most of the other rooms at the conference venue do not have beds and are traditional Korean rooms where you sleep on a mattress on the floor.

The sleeping rooms are on the 1st and 2nd floors. There are a few steps with handrails between floors. For those who have difficulty going upstairs, we can reserve a room for you on the 1st floor.

To get from the sleeping and conference rooms to the restaurant you must use the stairs. There is a handrail for the stairs.

The conference venue is mostly flat, but there is quite a walk between the sleeping rooms, conference room, and dining room.

For those who might need assistance during the night, we suggest you share a room with someone who can help you if it is needed (such as getting up from a low bed).

3. Post-conference trip

The trip is scheduled for about 3 days.

It is a tour mainly of temples, so you should keep in mind that chairs may not be available. There might be some walking to do, some of which might be in elevated areas. Entering certain buildings might include going up a few steps with no handrail.

We are sorry if there are some inconveniences. We wish to make your trip as comfortable as possible. Please let us know if there is any kind of help or situation requirements that you might have so we can arrange for that ahead of time.

Thank you!



"Zen Traditions in an Ever-Changing World"